

图片仅供参考。更多产品信息，欢迎垂询。
PICTURES ARE ONLY FOR REFERENCE.FOR ANY FURTHER INFORMATION,WELCOME TO CONTACT
WITH OUR SALES REPRESENTATIVES
欢迎来电咨询
CUSTOMERIZED PRODUCTS



佛山市中色铝业® SINOMET ALUMINUM

**SAFETY REPUTATION
INNOVATIVE**
安全 • 信誉 • 创新

佛山市中色铝业有限公司
SINOMET ALUMINUM CO.,LTD

联系方式:
CONTACT:

Add: 2# Guohong Rd.Changhongling Industrial Estate,
Shishan Town, Foshan City, Guandong, China.
厂址: 广东省佛山市南海区狮山镇长虹岭工业园国虹路2号
电话 Tel:+86-757-85513732 传真 Fax:+86-757-85502732
电子邮件 E-mail: info@sinometgroup.com
quality@sinometgroup.com
techsupprot@sinometgroup.com
网址 Website:www.sinometgroup.com



[Web Site]

产品目录
**PRODUCTS
CATALOGUE**
(第七版)

SM-115A

Aluminum multipurpose ladder A



SM-114A4X3

产品特点 PRODUCT FEATURES

- 多功能变换作业，适合各种工作状态
- 大关节
扳手套胶、开关在外，易于操作
关节内滑块设计互锁互套强性牢固
- 大横脚
横脚型材加大加长加粗，强壮刚性
胶脚采用 PP和TPO2种材质，强度与防滑共存
- 穿透式涨牙翻铆铆接工艺
- Adjustable hinge design for multi-use
- Bigger hinge
Easy visual check on hinge
Robust steel hinge
- Bigger base bar
Extra base bar for firm support
PP+TPO slip-resistant foot
- Swaged connection

温馨提示

- 1、产品可以独立配套铁板
- 2、关节可配颜色
- 3、材料颜色可以选配

Warm Tips

Accessories: Platform plates.
Different colors are available.



28cm
踏板间距
Step space

150KG
最大承重
MAX.

型号 Model No.	踏板数 Total steps	伸直高度 (cm/ft) Extension height	A字高度 (cm/ft) A height	平台高度 (cm/ft) Scaffolding height	重量 (KG) Weight	包装尺寸 (cm/pc) Carton size	装箱量 (PCS) Loading Qty
SM-115A4 x 2	8	234 / 7.67'	121 / 3.96'	69 / 2.26'	11	36×26×68	466 / 1133
SM-115A4 x 3	12	346 / 11.35'	170 / 5.57'	94 / 3.08'	12.1	36×26×94	327 / 750
SM-115A4 x 4	16	458 / 15.0'	223 / 7.31'	119 / 3.9'	13.8	36×26×125	241 / 586
SM-115A4 x 5	20	570 / 18.7'	278 / 9.12'	145 / 4.75'	15.2	36×26×152	197 / 478



选配/Accessories 选配/Accessories

SM-115B

Aluminum multipurpose ladder B



SM-114B4X4

产品特点 PRODUCT FEATURES

- 多功能变换作业，适合各种工作状态
- 大关节
扳手套胶、开关在外，易于操作
关节内滑块设计互锁互套强性牢固
- 穿透式涨牙翻铆铆接工艺
- 外八脚独特的折弯工艺
- Adjustable hinge design for multi-use
- Bigger hinge
Easy visual check on hinge
Robust steel hinge
- Swaged connection
- Extra wide flared bottom for firm support



温馨提示

- 1、产品可以独立配套铁板
- 2、关节可配颜色
- 3、材料颜色可以选配

Warm Tips

Accessories: Platform plates.
Different colors are available.



28cm
踏板间距
Step space

150KG
最大承重
MAX.

型号 Model No.	踏板数 Total steps	伸直高度 (cm/ft) Extension height	A字高度 (cm/ft) A height	平台高度 (cm/ft) Scaffolding height	重量 (KG) Weight	包装尺寸 (cm/pc) Carton size	装箱量 (PCS) Loading Qty
SM-115B4 x 2	8	250 / 8.2'	129 / 4.23'	72 / 2.36'	10.1	52×26×74	349 / 792
SM-115B4 x 3	12	362 / 11.87'	178 / 5.83'	100 / 3.28'	11.6	52×26×102	254 / 577
SM-115B4 x 4	16	474 / 15.55'	230 / 7.54'	128 / 4.19'	13.3	52×26×130	200 / 454
SM-115B4 x 5	20	586 / 19.22'	285 / 9.35'	156 / 5.11'	14.6	52×26×158	165 / 374



选配/Accessories 选配/Accessories

SM-116A2

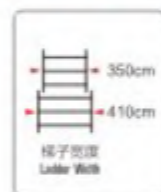
Aluminum combination ladder-2sections



SM-116A2x8

产品特点 PRODUCT FEATURES

- 4种用途组合式
- 独特横穿踏板式连体滑套设计
- 大横脚
横脚型材加大加长加粗，强壮刚性
胶脚采用 PP和TPO2种材质，强度与防滑共存
- 穿透式涨牙翻铆铆接工艺
- 4 different functions
- Heavy gauge steel bracket engages steel pin to lock section in step ladder position
- Bigger base bar
Extra base bar for firm support
PP+TPO slip-resistant foot
- Swaged connection



型号 Model No.	踏板数 Total steps	闭合高度(cm/ft) Close height	A字高度(cm/ft) A height	底部撑开跨度(cm/ft) Span width	两片伸直高度(cm/ft) Extension height (two sections)	重量(kg) Weight	包装尺寸(cm/pc) Carton size
SM-116A2 x 6	6+6	171 / 5.61'	164 / 5.38'	116 / 3.8'	254 / 8.33'	7.8	174×41×11
SM-116A2 x 7	7+7	199 / 6.52'	191 / 6.26'	136 / 4.46'	310 / 10.17'	8.7	202×41×11
SM-116A2 x 8	8+8	227 / 7.44'	216 / 7.08'	156 / 5.11'	366 / 12'	9.6	230×41×11
SM-116A2 x 9	9+9	255 / 8.36'	243 / 7.97'	176 / 5.77'	422 / 13.84'	10.4	258×41×11
SM-116A2 x 10	10+10	283 / 9.28'	268 / 8.79'	196 / 6.43'	478 / 15.68'	11.3	286×41×11
SM-116A2 x 12	12+12	339 / 11.1'	322 / 10.56'	236 / 7.74'	590 / 19.35'	13.2	342×41×11



SM-116A3

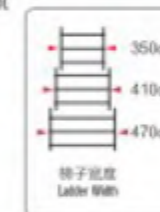
Aluminum combination ladder-3sections



SM-116A3x8

产品特点 PRODUCT FEATURES

- 6种组合式用途
- 可以单片抽离单边独立使用
- 独特横穿踏板式连体滑套设计
- 大横脚
横脚型材加大加长加粗，强壮刚性
胶脚采用 PP和TPO2种材质，强度与防滑共存
- 穿透式涨牙翻铆铆接工艺
- 6 different functions
- Using as single straight ladder
- Heavy gauge steel bracket engages steel pin to lock section in step ladder position
- Bigger base bar
Extra base bar for firm support
PP+TPO slip-resistant foot
- Swaged connection



Using On Different Stair With Correct Angle

Number of overlapped rungs	Permissible height of the stair area	Number of overlapped rungs	Permissible height of the stair area	Number of overlapped rungs	Permissible height of the stair area	Number of overlapped rungs	Permissible height of the stair area
2	0.9-1.15	3	0.67-0.88	4	0.4-0.60	5	0.14-0.35

型号 Model No.	踏板数 Total steps	闭合高度(cm/ft) Close height	A字高度(cm/ft) A height	A字伸直高度(cm/ft) A Extension height	底部撑开跨度(cm/ft) Span width	两片伸直高度(cm/ft) Extension height (two sections)	三片伸直高度(cm/ft) Extension height (three sections)	重量(kg) Weight	包装尺寸(cm/pc) Carton size
SM-116A3 x 6	6+6+6	171 / 5.61'	164 / 5.38'	238 / 7.8'	116 / 3.8'	254 / 8.33'	339 / 11.12'	9.9	174×47×15
SM-116A3 x 7	7+7+7	199 / 6.52'	191 / 6.26'	292 / 9.58'	136 / 4.46'	310 / 10.17'	423 / 13.87'	11.6	202×47×15
SM-116A3 x 8	8+8+8	227 / 7.44'	216 / 7.08'	346 / 11.35'	156 / 5.11'	366 / 12.0'	507 / 16.63'	13.1	230×47×15
SM-116A3 x 9	9+9+9	255 / 8.36'	243 / 7.97'	400 / 13.12'	176 / 5.77'	422 / 13.84'	592 / 19.42'	14.3	258×47×15
SM-116A3 x 10	10+10+10	283 / 9.28'	268 / 8.79'	454 / 14.89'	196 / 6.43'	478 / 15.68'	676 / 22.17'	15.7	286×47×15
SM-116A3 x 12	12+12+12	339 / 11.1'	322 / 10.56'	562 / 18.43'	236 / 7.74'	590 / 19.35'	844 / 27.69'	18.4	342×47×15



SM-113A

Aluminum folding ladder A



SM-113A2X8

产品特点 PRODUCT FEATURES

- 变换作业, 3种工作形态
- 大关节
扳手套胶、开关在外, 易于操作
关节内滑块设计互锁互套强性牢固
- 大横脚
横脚型材加大加长加粗, 强壮刚性
胶脚采用 PP和TPO2种材质, 强度与防滑共存
- 穿透式涨牙翻铆铆接工艺
- Ladder 3 in 1: Step ladder, extension ladder & stair ladder
- Bigger hinge
Easy visual check on hinge
Robust steel hinge
- Bigger base bar
Extra base bar for firm support
PP+TPO slip-resistant foot
- Swaged connection



温馨提示

- 1、关节可以选色
- 2、材料颜色可以选配
- 3、垫脚颜色可选配

Warm Tips

Different colors are available.



型号 Model No.	踏板数 Total steps	伸直高度 (cm/ft) Extension height	A字高度 (cm/ft) A height	底部宽度 (cm/ft) Bottom width	重量 (KG) Weight	包装尺寸 (cm/pc) Carton size	装箱量 (PC) Loading Qty
SM-113A2×5	5+5	294 / 9.64'	146 / 4.79'	69 / 2.26'	7.05	152×35×13	466 / 1097
SM-113A2×6	6+6	350 / 11.48'	172 / 5.64'	69 / 2.26'	7.95	180×35×13	393 / 926
SM-113A2×7	7+7	406 / 13.32'	198 / 6.49'	69 / 2.26'	8.8	208×35×13	340 / 802
SM-113A2×8	8+8	462 / 15.15'	224 / 7.34'	69 / 2.26'	9.6	236×35×13	300 / 707
SM-113A2×9	9+9	518 / 16.99'	250 / 8.2'	69 / 2.26'	10.5	264×35×13	268 / 632
SM-113A2×10	10+10	574 / 18.83'	276 / 9.05'	69 / 2.26'	11.3	292×35×13	242 / 571
SM-113A2×11	11+11	630 / 20.66'	302 / 9.9'	69 / 2.26'	12.1	320×35×13	221 / 521



选配/Accessories

选配/Accessories

SM-113B

Aluminum folding ladder B



SM-113B2X8

产品特点 PRODUCT FEATURES

- 变换作业, 3种工作形态
- 大关节
扳手套胶、开关在外, 易于操作
关节内滑块设计互锁互套强性牢固
- 穿透式涨牙翻铆铆接工艺
- 外八脚独特的折弯工艺
- Ladder 3 in 1:
Step ladder, extension ladder & stair ladder
- Bigger hinge
Easy visual check on hinge
Robust steel hinge
- Swaged connection
- Extra wide flared bottom for firm support



温馨提示

- 1、关节可以选色
- 2、材料颜色可以选配

Warm Tips

Different colors are available.



型号 Model No.	踏板数 Total steps	伸直高度 (cm/ft) Extension height	A字高度 (cm/ft) A height	底部宽度 (cm/ft) Bottom width	重量 (KG) Weight	包装尺寸 (cm/pc) Carton size	装箱量 (PC) Loading Qty
SM-113B2×5	5+5	306 / 10.03'	150 / 4.92'	52 / 1.71'	6.8	158×52×13	361 / 849
SM-113B2×6	6+6	362 / 11.87'	176 / 5.77'	52 / 1.71'	7.6	186×52×13	306 / 722
SM-113B2×7	7+7	418 / 13.71'	202 / 6.62'	52 / 1.71'	8.5	214×52×13	266 / 627
SM-113B2×8	8+8	474 / 15.55'	228 / 7.48'	52 / 1.71'	9.3	242×52×13	235 / 555
SM-113B2×9	9+9	530 / 17.38'	254 / 8.33'	52 / 1.71'	10.1	270×52×13	211 / 497
SM-113B2×10	10+10	586 / 19.22'	280 / 9.18'	52 / 1.71'	11	298×52×13	191 / 450
SM-113B2×11	11+11	642 / 21.06'	306 / 10.03'	52 / 1.71'	11.9	326×52×13	175 / 412



选配/Accessories

SM-102A


Aluminum household ladder



SM-102A4

产品特点 PRODUCT FEATURES

- 铝合金平台尺寸250x250mm
- 轻便式铝合金型材
- 踏板
铝合金防滑踏板设计
踏板边护塑胶, 美观
- 铆接牢固防滑梯脚
- Aluminum platform size: 250 X 250mm
- Light weight aluminum design
- STEP
Aluminum anti-slip step
Plastic wrapping step
- Riveted slip-resistant foot



温馨提示

1. 可以增加工具托盘
2. 可订制加宽防滑踏板 (130mm)

Warm Tips

Convenient tray for holding tools.
130mm extra wide anti-slip step is available.

23cm
踏板间距
Step space

150KG
最大承重
MAX.

型号 Model No.	踏板数 Total steps	闭合高度(cm/ft) Close height	平台高度(cm/ft) Platform height	踏板宽度(cm/ft) Step width	重量(KG) Weight	包装尺寸(cm/pc) Carton size	装箱量(PCS) Loading Qty
SM-102A3	3	122 / 4.0'	65 / 2.13'	41.5 / 1.36'	2.65	126 x (31+43) / 2 x 36	490 / 1135
SM-102A4	4	146 / 4.79'	90 / 2.95'	43.5 / 1.42'	3.2	148 x (31+45) / 2 x 36	436 / 1008
SM-102A5	5	168 / 5.51'	105 / 3.44'	46 / 1.50'	3.75	171 x (31+48) / 2 x 36	381 / 882
SM-102A6	6	190 / 6.23'	130 / 4.26'	48.5 / 1.59'	4.25	194 x (31+50) / 2 x 36	301 / 696
SM-102A7	7	215 / 7.05'	150 / 4.92'	51 / 1.67'	5.1	217 x (31+53) / 2 x 36	272 / 630
SM-102A8	8	240 / 7.87'	175 / 5.74'	53.5 / 1.75'	5.9	240 x (31+56) / 2 x 36	233 / 540



选配/Accessories

选配/Accessories

选配/Accessories

SM-120A

Stainless steel household ladder



SM-120A4



产品特点 PRODUCT FEATURES

- 采用进口不锈钢材料, 耐腐蚀, 承力强, 不生锈
- 主体“D”形材料设计, 承重力强
- 加宽防滑踏板 (130mm)
- 扶手位置套防滑塑胶设计
- 踏板衔接采用高强度铁支架结构
- Extra thick stainless steel construction
- Heavy duty with D-shape design
- 130mm extra wide anti-slip step
- Comfortable hand grip design
- Heavy duty steel link arm



型号 Model No.	踏板数 Total steps	闭合高度(cm/ft) Close height	平台高度(cm/ft) Platform height	踏板宽度(cm/ft) Step width	重量(KG) Weight	包装尺寸(cm/pc) Carton size
SM-120A3	3	72 / 2.36'	123.5 / 4.05'	49 / 1.60'	3	123.5 x 49 x 6
SM-120A4	4	97 / 3.18'	151 / 4.95'	52 / 1.71'	4.2	151 x 52 x 6
SM-120A5	5	122 / 4'	176 / 5.77'	55 / 1.80'	5.4	176 x 55 x 6
SM-120A6	6	146.5 / 4.8'	203 / 6.66'	58 / 1.90'	6.2	203 x 58 x 6

XG-128A | XG-128D

Single size telescopic ladder



XG-128A



XG-128D

产品特点 PRODUCT FEATURES

- 快速操作, 携带、存储方便
- 采用高强度尼龙紧固件
- 高强度铝合金材料
- 定制全铝紧固件: 加大锁扣, 承重加强
- 超软防滑PP脚
- Easy Carry, easy storage, faster operation
- High strength nylon fasteners
- Extra thick all-rustproof aluminum construction
- All aluminum fasteners are available
- PP slip-resistant foot



型号 Model No.	踏板数 Total steps	伸展高度(cm/ft) Extension height	闭合高度(cm/ft) Close height	宽度(cm/ft) Width	重量(KG) Weight 最大承重 MAX.	包装尺寸(cm/pc) Carton size	装箱量(PCS) Loading Qty
SM-128A20/D20	7	200 / 6.56'	69 / 2.26'	46 / 1.50'	5.1 / 5.8	70 x 47 x 7.5	1300 / 2900
SM-128A26/D26	9	260 / 8.53'	75 / 2.46'	46.8 / 1.53'	6.8 / 7.7	77 x 52.5 x 12.5	930 / 2200
SM-128A32/D32	11	320 / 10.49'	81 / 2.65'	47.8 / 1.56'	8.8 / 9.7	83 x 52.5 x 12.5	780 / 1850
SM-128A38/D38	13	380 / 12.46'	87 / 2.85'	48.5 / 1.59'	11 / 12	90 x 52.5 x 12.5	690 / 1630

SM-129A | SM-129D

Joint telescopic ladder



30cm
踏板间距
Step space

150KG
最大承重
MAX.

SM-129A SM-129D

产品特点 PRODUCT FEATURES

- 独特关节设计，新增高强度护件
- 2用型伸缩使用
- 高强度铝合金材质
- 定制全铝紧固件：加大锁扣，承重加强
- Unique hinge design with steel protection
- 2 different functions
- Extra thick all-rustproof aluminum construction
- All aluminum fasteners are available



型号 Model No.	踏板数 Total steps	伸展高度 (cm/ft) Extension height	闭合高度 (cm/ft) Close height	A字高度 (cm/ft) A height	宽度 (cm/ft) Width	重量 (kg) Weight	包装尺寸 (cm/pc) Carton size	装箱量 (PCS) Loading Qty
SM-129A / D2X5	5+5	320 / 10.49'	86 / 2.82'	150 / 4.92'	48.5 / 1.59'	11.7 / 12.8	87 x 52.5 x 19.3	1300 / 2900
SM-129A / D2X6	6+6	380 / 12.46'	89 / 2.91'	175 / 5.74'	48.5 / 1.59'	13.9 / 15	90 x 52.5 x 20	930 / 2200
SM-129A / D2X8	8+8	500 / 16.40'	95 / 3.11'	225 / 7.38'	48.5 / 1.59'	18.8 / 20	96 x 52.5 x 22	780 / 1850

SM-150A

Aluminum double use ladder



SM-150A2X6

产品特点 PRODUCT FEATURES

- 变换作业，2种工作形态
- 高强度铝合金材质
- 高强度中折大锁扣
- 防滑踏板设计
- 防滑胶脚
- 2 different functions
- Extra thick all-rustproof aluminum construction
- High strength super-large folded lock
- Anti-slip step
- Slip-resistant foot



型号 Model No.	踏板数 Total steps	伸展高度 (cm/ft) Extension height	A字高度 (cm/ft) A height	底座宽度 (cm/ft) Bases width	重量 (kg) Weight	包装尺寸 (cm/pc) Carton size	装箱量 (PCS) Loading Qty
SM-150A2x5	5+5	300 / 9.84'	145 / 4.75'	46 / 1.50'	5.8	150x45x13	342 / 805
SM-150A2x6	6+6	360 / 11.81'	173 / 5.67'	49.5 / 1.62'	6.7	180x49x13	271 / 638
SM-150A2x7	7+7	420 / 13.77'	200 / 6.56'	53 / 1.73'	7.6	210x53x13	221 / 522
SM-150A2x8	8+8	480 / 15.74'	230 / 7.54'	56 / 1.83'	8.5	240x57x13	185 / 436

SM-130A | SM-130D

Double side telescopic ladder



SM-130D

SM-130A

30cm
踏板间距
Step space

150KG
最大承重
MAX.

产品特点 PRODUCT FEATURES

- 高强度铝合金材质
- 全铝款增加连杆支撑，加强稳固
- 定制全铝紧固件：加大锁扣，承重加强
- Extra thick all-rustproof aluminum construction
- Extra link arm for firm support
- All aluminum fasteners are available



型号 Model No.	踏板数 Total steps	A字高度 (cm/ft) A height	闭合高度 (cm/ft) Close height	宽度 (cm/ft) Width	重量 (kg) Weight	包装尺寸 (cm/pc) Carton size	装箱量 (PCS) Loading Qty
SM-130A20 / D20	7+7	200 / 6.56'	69 / 2.26'	46 / 1.50'	10.2 / 11	69 x 47 x 13	700 / 1554
SM-130A26 / D26	9+9	260 / 8.53'	75 / 2.46'	46.8 / 1.53'	13.6 / 14.6	77 x 53 x 18	340 / 820
SM-130A32 / D32	11+11	320 / 10.49'	81 / 2.65'	47.8 / 1.56'	18.6 / 19.7	83 x 53 x 19	310 / 700
SM-130A38 / D38	13+13	380 / 12.46'	87 / 2.85'	48.5 / 1.59'	20 / 21	90 x 53 x 21	340 / 620

SM-150S

Aluminum double use extension ladder



SM-150S2X5

产品特点: PRODUCT FEATURES

- 可伸缩调节高度，适用于不同工作环境
- 最大伸缩尺寸 300mm
- 利用段差，充分发挥伸缩作用（伸缩齿距6mm）
- 防滑踏板设计
- 加强式 铰链：内镀锌+静电喷涂
- Adjustable leg for various heights
- Maximum extension height 300mm
- Adjustable space 6mm
- Anti-slip step
- Extra folded lock with surface treatment



型号 Model No.	踏板数 Total steps	伸展高度 (cm/ft) Extension height	A字高度 (cm/ft) A height	包装尺寸 (cm/pc) Carton size	装箱量 (PCS) Loading Qty
SM-150S2x5	5+5	300-360 / 9.84'-11.81'	145-175 / 4.75'-5.74'	150x45x13	342 / 805
SM-150S2x6	6+6	360-420 / 11.81'-13.77'	173-203 / 5.67'-6.66'	180x49x13	271 / 638
SM-150S2x7	7+7	420 / 13.77'	200-230 / 6.56'-7.54'	210x53x13	221 / 522

SM-118A | SM-114A

Aluminum working platform ladder



产品特点 PRODUCT FEATURES

- 防滑台面设计
- 防滑踏板设计
- 加强式铰链设计；内镀锌+静电喷涂
- Anti-slip standing platform
- Anti-slip rung
- Extra folded lock with surface treatment



30cm 踏板间距 Step space	150KG 最大承重 MAX.					
型号 Model No.	踏板数 Total steps	平台高度(cm/ft) Platform height	平台规格(cm) Platform size	重量(KG) Weight	包装尺寸(cm/pc) Carton size	装箱量(PCS) Loading Qty
SM-118A / 114A	2+2	50 / 1.64'	90(L)×30(W)	5.153	92 x 43 x 17	461 / 1085
SM-118B / 114B	3+3	76 / 2.49'	90(L)×30(W)	6.1	92 x 43 x 18	435 / 1025
SM-118C / 114C	3+3	100 / 3.28'	110(L)×30(W)	7.05	111 x 50 x 19	294 / 692
SM-118D	4+4	120 / 3.93'	120(L)×30(W)	8	122 x 56 x 21	216 / 509

SM-118H

Aluminum platform ladder with handrail



产品特点 PRODUCT FEATURES

- 独特可拆卸式护栏边护设计
- 安装便捷直拧式设计
- 围栏两侧采用防露边工艺
- 方便搬运提拉把手设计
- Unique and removable handrail design
- Easy install, faster operation
- Double side toebroad design
- Portable grip



30cm 踏板间距 Step space	150KG 最大承重 MAX.					
型号 Model No.	踏板数 Total steps	平台高度(cm/ft) Platform height	平台规格(cm) Platform size	围栏尺寸(cm) Fence size	包装尺寸(cm/pc) Carton size	装箱量(PCS) Loading Qty
SM-118H75-L120	3+3	75 / 2.46'	120(L)×40(W)	120(L)×40(W)×100(H)	120 × 55 × 18	237 / 576
SM-118H100-L120	3+3	100 / 3.28'	120(L)×40(W)	120(L)×40(W)×100(H)	120 × 60 × 19.5	200 / 485
SM-118HH120-L120	4+4	120 / 3.93'	120(L)×40(W)	120(L)×40(W)×100(H)	120 × 66 × 20	177 / 430

SM-118S

Aluminum extension working platform ladder



调节伸缩



产品特点 PRODUCT FEATURES

- 可伸缩调节高度，适用于不同工作环境
- 利用段差，充分发挥伸缩作用（伸缩齿距6mm）
- 防滑台面设计
- 防滑踏板设计
- 加强式铰链设计；内镀锌+静电喷涂
- Adjustable leg for various heights
- Adjustable space 6mm
- Anti-slip standing platform
- Anti-slip step
- Extra folded lock with surface treatment



30cm 踏板间距 Step space	150KG 最大承重 MAX.					
型号 Model No.	踏板数 Total steps	平台高度(cm/ft) Extension height	平台规格(cm) Platform size	包装尺寸(cm/pc) Carton size	装箱量(PCS) Loading Qty	
SM-118S90	3+3	65-90 / 2.13'-2.95'	90(L)×30(W)	92 x 43 x 17	461 / 1085	
SM-118S120	4+4	95-120 / 3.11'-3.93'	120(L)×30(W)	122 x 43 x 18	296 / 720	

SM-118F

Fiberglass platform ladder



选配/Accessories



产品特点 PRODUCT FEATURES

- 主体结构采用玻璃钢纤维绝缘材料设计
- 安全、耐腐蚀、抗老化
- 底部设计拆卸式加宽防侧翻横脚
- 便于搬运提拉把手设计
- Extra thick all-rustproof fiberglass construction
- Extra base bar for firm support
- Portable grip



温馨提示
可以配制扶手围栏

Warm Tips
Handrail is available

30cm 踏板间距 Step space	150KG 最大承重 MAX.					
型号 Model No.	踏板数 Total steps	平台高度(cm/ft) Platform height	平台规格(cm) Platform size	底座宽度(cm/ft) Bottom width	包装尺寸(cm/pc) Carton size	装箱量(PCS) Loading Qty
SM-118F75	3+3	75 / 2.46'	120(L)×40(W)	80 / 2.62	120 X 55 X 18	237 / 576
SM-118F100	3+3	100 / 3.28'	120(L)×40(W)	90 / 2.95	120 X 60 X 19.5	200 / 485
SM-118F120	4+4	120 / 3.93'	120(L)×40(W)	100 / 3.28	120 X 66 X 20	177 / 430

SM-108A

Aluminum extension double side ladder



SM-108A

产品特点 PRODUCT FEATURES

- 专利设计可折合式斜撑脚
- 伸缩灵活自动式锁扣
- 铝合金防滑踏板
- 梯脚采用橡胶防滑脚
- 耐磨韧性材料消防专用绳
- Foldable supporters with patented design
- Heavy duty extruded rung locks are spring loaded to operate smoothly
- Aluminum anti-slip step
- Slip-resistant rubber foot
- Smooth operating pulley with polypropylene rope



单层模型结构 单层模型结构 双层专利设计, 2层结构受力更稳定

30cm 踏板间距 Step space	150KG 最大承重 MAX.	型号 Model No.	踏板数 Total steps	工作高度(cm/ft) Working height	闭合高度(cm/ft) Close height	底部跨度(cm/ft) Span width	斜撑宽度(cm/ft) Web	包装尺寸(cm/pc) Carton size
		SM-108A4	(7+8) x 2	400 / 13.12'	240 / 7.87'	214 / 7.02'	128 / 4.19'	240 x 50 x 17
		SM-108A5	(9+10) x 2	500 / 16.40'	285 / 9.35'	260 / 8.53'	128 / 4.19'	285 x 50 x 17
		SM-108A6	(11+12) x 2	600 / 19.68'	350 / 11.48'	320 / 10.49'	166 / 5.44'	350 x 50 x 17
		SM-108A7	(13+14) x 2	700 / 22.96'	415 / 13.61'	370 / 12.13'	166 / 5.44'	415 x 50 x 17
		SM-108A8	(15+16) x 2	800 / 26.24'	470 / 15.41'	440 / 14.43'	176 / 5.77'	470 x 50 x 17
		SM-108A9	(17+18) x 2	900 / 29.52'	520 / 17.06'	490 / 16.07'	176 / 5.77'	520 x 50 x 17
		SM-108A10	(19+20) x 2	1000 / 32.80'	570 / 18.7'	540 / 17.71'	198 / 6.49'	570 x 50 x 17
		SM-108A11	(20+21) x 2	1100 / 36.08'	620 / 20.34'	570 / 18.70'	214 / 7.02'	620 x 50 x 17
		SM-108A12	(22+23) x 2	1200 / 39.37'	675 / 22.14'	600 / 19.68'	225 / 7.38'	675 x 50 x 17



SM-104A

Aluminum extension single side ladder



SM-104A

产品特点 PRODUCT FEATURES

- 专利设计可折合式斜撑脚
- 伸缩灵活自动式锁扣
- 铝合金防滑踏板
- 梯脚采用橡胶防滑脚
- 耐磨韧性材料消防专用绳
- Foldable supporters with patented design
- Heavy duty extruded rung locks are spring loaded to operate smoothly
- Aluminum anti-slip step
- Slip-resistant rubber foot
- Smooth operating pulley with polypropylene rope



温馨提示
可定制散装款产品
Warm Tips
CKD (bulk) products are available



单层模型结构 单层模型结构 双层专利设计, 2层结构受力更稳定

30cm 踏板间距 Step space	150KG 最大承重 MAX.	型号 Model No.	踏板数 Total steps	伸展高度(cm/ft) Extension height	闭合高度(cm/ft) Close height	包装尺寸(cm/pc) Carton size
		SM-104A4	7+7	400 / 13.12'	240 / 7.87'	240 x 40 x 8.5
		SM-104A5	9+9	500 / 16.40'	285 / 9.35'	285 x 40 x 8.5
		SM-104A6	11+11	600 / 19.68'	350 / 11.48'	350 x 40 x 8.5
		SM-104A7	13+13	700 / 22.96'	415 / 13.61'	415 x 40 x 8.5
		SM-104A8	15+15	800 / 26.24'	470 / 15.41'	470 x 40 x 8.5
		SM-104A9	17+17	900 / 29.52'	520 / 17.06'	520 x 40 x 8.5
		SM-104A10	19+19	1000 / 32.80'	570 / 18.7'	570 x 40 x 8.5
		SM-104A11	20+20	1100 / 36.08'	620 / 20.34'	620 x 40 x 8.5
		SM-104A12	22+22	1200 / 39.37'	675 / 22.14'	675 x 40 x 8.5



选配/Accessories

SM-101A | SM-101T

Aluminum A step ladder



SM-101A
双侧梯



SM-101T
单侧梯

产品特点 PRODUCT FEATURES

- 铝合金防滑踏板
- 固定橡胶防滑脚
- 高强度铝合金梯帽
- Aluminum anti-slip step
- Riveted slip-resistant rubber foot
- Extra thick aluminum topper



温馨提示
可定制散装产品
Warm Tips
CKD (bulk) products are available

型号 Model No.	踏板数 Total steps	闭合高度 (cm/ft) Close height	工作高度 (cm/ft) Working height	包装尺寸 (cm/pc) Carton size	装箱量 (PCS) Loading Qty
					20GP / 40HQ
SM-101A4	4+4	100 / 3.28'	95 / 3.11'	100 x 41 x 15	464 / 1070
SM-101A5	5+5	125 / 4.10'	120 / 3.93'	125 x 44 x 15	371 / 856
SM-101A6	6+6	150 / 4.92'	140 / 4.59'	150 x 47 x 15	309 / 713
SM-101A7	7+7	175 / 5.74'	165 / 5.41'	175 x 50 x 15	265 / 611
SM-101A8	8+8	200 / 6.56'	190 / 6.23'	200 x 51 x 15	232 / 535
SM-101A9	9+9	225 / 7.38'	215 / 7.05'	225 x 54 x 15	206 / 475
SM-101A10	10+10	250 / 8.20'	240 / 7.87'	250 x 57 x 15	185 / 428
SM-101A11	11+11	275 / 9.02'	265 / 8.69'	275 x 60 x 15	168 / 389
SM-101A12	12+12	300 / 9.84'	290 / 9.51'	300 x 63 x 15	154 / 356

型号 Model No.	踏板数 Total steps	闭合高度 (cm/ft) Close height	工作高度 (cm/ft) Working height	包装尺寸 (cm/pc) Carton size	装箱量 (PCS) Loading Qty
					20GP / 40HQ
SM-101T4	4	100 / 3.28'	95 / 3.11'	100 x 41 x 12	581 / 1411
SM-101T5	5	125 / 4.10'	120 / 3.93'	125 x 44 x 12	466 / 1133
SM-101T6	6	150 / 4.92'	140 / 4.59'	150 x 47 x 12	388 / 944
SM-101T7	7	175 / 5.74'	165 / 5.41'	175 x 50 x 12	333 / 809
SM-101T8	8	200 / 6.56'	190 / 6.23'	200 x 51 x 12	291 / 708



备注：可定制散装CKD产品，装箱量增加400%

SM-103

Aluminum double side A ladder (heavy duty step ladder)

产品特点 PRODUCT FEATURES

- 铝合金防滑踏板
- 固定橡胶防滑脚
- 梯柱踏板链接采用加强加固三角片
- 高强度铝合金梯帽
- Aluminum anti-slip step
- Riveted slip-resistant rubber foot
- Steel support brace
- Extra thick aluminum topper



SM-103A 特厚工程型梯



SM-103N 加厚优等型梯



SM-103B 特厚人字型梯



SM-103C 中厚人字型梯

型号 Model No.	踏板数 Total steps	闭合高度 (cm/ft) Close height	工作高度 (cm/ft) Working height	型号 Model No.	踏板数 Total steps	闭合高度 (cm/ft) Close height	工作高度 (cm/ft) Working height
SM-103A4	4+4	100 / 3.28'	95 / 3.11'	XG-103A15	15+15	375 / 12.3'	365 / 11.97'
SM-103A5	5+5	125 / 4.10'	120 / 3.93'	XG-103A16	16+16	400 / 13.12'	390 / 12.79'
SM-103A6	6+6	150 / 4.92'	140 / 4.59'	XG-103A17	17+17	425 / 13.94'	415 / 13.61'
SM-103A7	7+7	175 / 5.74'	165 / 5.41'	XG-103A18	18+18	450 / 14.76'	440 / 14.43'
SM-103A8	8+8	200 / 6.56'	190 / 6.23'	XG-103A19	19+19	475 / 15.58'	465 / 15.25'
SM-103A9	9+9	225 / 7.38'	215 / 7.05'	XG-103A20	20+20	500 / 16.40'	485 / 15.91'
SM-103A10	10+10	250 / 8.20'	240 / 7.87'	XG-103A21	21+21	525 / 17.22'	510 / 16.73'
SM-103A11	11+11	275 / 9.02'	265 / 8.69'	XG-103A22	22+22	550 / 18.04'	535 / 17.55'
SM-103A12	12+12	300 / 9.84'	290 / 9.51'	XG-103A23	23+23	575 / 18.86'	560 / 18.37'
SM-103A13	13+13	325 / 10.66'	315 / 10.33'	XG-103A24	24+24	600 / 19.68'	585 / 19.19'



SM-110A | SM-110D

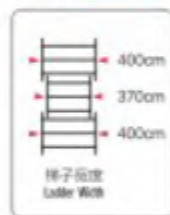
Aluminum extension ladder




SM-110A云梯-O型 SM-11D2云梯-D型 SM-11D3云梯-D型

产品特点 PRODUCT FEATURES

- 随意拆装拼合使用 (仅限手控设计)
 - 铝合金防滑踏板“O”和“D”
 - 定位牢固橡胶防滑脚
 - 超强铝合金材质
 - 采用机械高强度穿透式旋压铆接
 - 选购两不同导牙 (手控/绳控)
- DIY extension ladder (hand-control only)
 - O-shape and D-shape aluminum anti-slip step
 - Riveted slip-resistant foot
 - Extra thick all-rustproof aluminum construction
 - Swaged connection
 - 2 types lock for hand/rope control



型号 Model No.	踏板数 Total steps	宽度 (cm) Width	闭合高度 (cm/ft) Close height	重量 (kg) Weight	包装尺寸 (cm/pkg) Carton size	装箱量 (PCS) Loading Qty
SM-110A6 / D6	6	40	210 / 6.88'	4.7	210 x 40 x 7	615 / 1448
SM-110A7 / D7	7	40	240 / 7.87'	5.3	240 x 40 x 7	538 / 1267
SM-110A8 / D8	8	40	270 / 8.85'	6	270 x 40 x 7	478 / 1126
SM-110A9 / D9	9	40	300 / 9.84'	6.6	300 x 40 x 7	430 / 1013
SM-110A11 / D11	11	40	360 / 11.81'	7.3	360 x 40 x 7	358 / 845
SM-110A13 / D13	13	40	420 / 13.77'	8.52	420 x 40 x 7	307 / 724
SM-110A15 / D15	15	40	480 / 15.74'	9.74	480 x 40 x 7	269 / 634
SM-110A17 / D17	17	40	540 / 17.71'	11.88	540 x 40 x 7	239 / 563
SM-110A19 / D19	19	40	600 / 19.68'	13.2	600 x 40 x 7	0 / 507



SM-112A | SM-112D

Aluminum scaffolding ladder




SM-112A

产品特点 PRODUCT FEATURES

- 铝合金防滑踏板
定制踏板形状：“椭圆形”、“D”形、“三角形”、“方形”
 - 定位牢固橡胶防滑脚
 - 超强铝合金材质
 - 采用机械高强度穿透式旋压铆接
匹配专业脚手架设计
- Aluminum anti-slip foot
Oval-shape, D-shape, Triangular step, Square step
 - Riveted slip-resistant rubber foot
 - Extra thick all-rustproof aluminum construction
 - Swaged connection
Professional scaffold companion



型号 Model No.	踏板数 Total steps	宽度 (cm) Width	闭合高度 (cm/ft) Close height	重量 (kg) Weight	包装尺寸 (cm/pkg) Carton size	装箱量 (PCS) Loading Qty
SM-112A8 / D8	8	44	270 / 8.85'	9.5	270 x 44 x 8	401 / 945
SM-112A9 / D9	9	44	300 / 9.84'	10.5	300 x 44 x 8	361 / 851
SM-112A10 / D10	10	44	330 / 10.82'	11.6	330 x 44 x 8	328 / 773
SM-112A11 / D11	11	44	360 / 11.81'	12.6	360 x 44 x 8	301 / 709
SM-112A13 / D13	13	44	420 / 13.77'	13.6	420 x 44 x 8	258 / 608
SM-112A15 / D15	15	44	480 / 15.74'	16.8	480 x 44 x 8	226 / 532
SM-112A17 / D17	17	44	540 / 17.71'	18.9	540 x 44 x 8	201 / 473
SM-112A19 / D19	19	44	600 / 19.68'	21	600 x 44 x 8	0 / 425



定制脚手架专用部位口

选配 Accessories

SM-106A

Aluminum double side ladder(step ladder)



SM-106A6

产品特点 PRODUCT FEATURES

- 超强铝合金合页顶板
- 采用高强度不锈钢钉机械铆接
- 加宽人性设计防滑踏板
- 超强铝合金材料
- 加强铝合金外框, 内配防滑pp塑料脚垫
- 2种不同设计的顶板



- Heavy duty aluminum topper
- High strength riveted connection step
- Comfortable wider step
- Extra thick all-rustproof aluminum construction
- PP slip-resistant foot pad
- 2 types aluminum topper



30cm 踏板间距 Step space	150KG 最大承重 MAX.	型号 Model No.	踏板数 Total steps	工作高度(cm/ft) Working height	闭合高度(cm/ft) Close height	重量(KG) Weight	包装尺寸(cm/pc) Carton size	装箱量(PC) Loading Qty
		SM-106A5	5+5	140 / 4.59'	150 / 4.92'	9.2	155 x 49 x 23	213 / 502
		SM-106A6	6+6	170 / 5.57'	180 / 5.90'	10.85	185 x 52 x 23	165 / 399
		SM-106A7	7+7	200 / 6.56'	210 / 6.88'	12.5	215 x 56 x 23	132 / 324
		SM-106A8	8+8	230 / 7.54'	240 / 7.87'	14.4	245 x 60 x 23	109 / 276
		SM-106A9	9+9	260 / 8.53'	270 / 8.85'	16.2	275 x 63 x 23	91 / 224
		SM-106A10	10+10	290 / 9.51'	300 / 9.84'	18.4	305 x 66 x 23	78 / 184
		SM-106A11	11+11	320 / 10.49'	330 / 10.82'	20.2	335 x 70 x 23	68 / 160
		SM-106A12	12+12	350 / 11.48'	360 / 11.81'	22.1	365 x 74 x 23	59 / 146
		SM-106A14	14+14	410 / 13.45'	420 / 13.77'	25.8	425 x 81 x 23	47 / 111
		SM-106A16	16+16	465 / 15.25'	480 / 15.74'	29.6	485 x 88 x 23	38 / 91
		SM-106A18	18+18	525 / 17.22'	540 / 17.71'	33.3	545 x 95 x 23	32 / 75
		SM-106A20	20+20	580 / 19.02'	600 / 19.68'	36.9	605 x 102 x 23	0 / 63



SM-106B | SM-106C | SM-106T

Aluminum single side ladder(step ladder)



SM-106B



SM-106T



SM-106C

产品特点 PRODUCT FEATURES

- 工具托盘: 超强韧性尼龙材料
支持选购不同颜色 (彰显产品特性)
- 铆接应用: 高强度不锈钢钉-机械铆接
- 加宽人性设计防滑踏板
- 超强铝合金材料
- 加强铝合金外框, 内配防滑pp塑料脚垫



- Convenient tray for holding tools
Different color is available
- High strength riveted connection step
- Comfortable anti-slip step
- Extra thick all-rustproof aluminum construction
- PP slip-resistant foot pad



选配/Accessories

选配/Accessories

30cm 踏板间距 Step space	150KG 最大承重 MAX.	型号 Model No.	踏板数 Total steps	工作高度(cm/ft) Working height	闭合高度(cm/ft) Close height	重量(KG) Weight	包装尺寸(cm/pc) Carton size	装箱量(PC) Loading Qty
		SM-106B5	5	140 / 4.59'	150 / 4.92'	6.9	155 x 52 x 15	320 / 754
		SM-106B6	6	170 / 5.57'	180 / 5.90'	8.4	185 x 57 x 15	252 / 594
		SM-106B7	7	200 / 6.56'	210 / 6.88'	9.7	215 x 62 x 15	205 / 483
		SM-106B8	8	230 / 7.54'	240 / 7.87'	11.5	245 x 67 x 15	170 / 401
		SM-106B9	9	260 / 8.53'	270 / 8.85'	12.9	275 x 71 x 15	146 / 343
		SM-106B10	10	290 / 9.51'	300 / 9.84'	14.6	305 x 75 x 15	126 / 298
		SM-106B11	11	320 / 10.49'	330 / 10.82'	16.1	335 x 79 x 15	111 / 261
		SM-106B12	12	350 / 11.48'	360 / 11.81'	17.5	365 x 83 x 15	95 / 223
		SM-106B14	14	410 / 13.45'	420 / 13.77'	20.6	425 x 91 x 15	76 / 179



选配/Accessories

选配/Accessories

SM-123A

Aluminum walking step ladder



SM-123A5

产品特点 PRODUCT FEATURES

- 独特的设计理念，梯子行走作业
当人在梯子上面作业的时候，可以自如行走，节省工作上下梯作业时间，有效提高效率
 - 增加工具兜设计，放置储存临时工具螺丝
 - 采用高强度铝合金材质
 - 应用铝合金焊接工艺，稳固牢靠
 - 拉绳可以自动调节活动，使用超韧性尼龙材质
 - 取代简易木梯，更安全，牢固，耐用，结实，轻便
- Smart design "walking ladder" faster operation, easy moving
 - A Convenient tray for holding tools
 - Extra thick all-rustproof fiberglass construction
 - Excellent welded connection
 - Adjustable rope operate smoothly
 - Safety and durable



33cm
踏板间距
Step space
150KG
最大承重
MAX.

型号 Model No.	踏板数 Total steps	工作高度(cm/ft) Working height	闭合高度(cm/ft) Close height	重量(KG) Weight	包装尺寸(cm/pc) Carton size	装箱量(PCS) Loading Qty
SM-123A5	5+5	152 / 4.98'	170 / 5.57'	5.5	170 x 59 x 11	302 / 734
SM-123A6	6+6	181 / 5.93'	200 / 6.56'	6.5	200 x 63 x 11	247 / 600
SM-123A7	7+7	221 / 7.25'	240 / 7.87'	7.5	240 x 68 x 11	196 / 476



SM-119S

Aluminum fire fighting ladder(2sections/3sections)



SM-119S3X10

产品特点 PRODUCT FEATURES

- 专利产品
绳子控制，操作便捷，迅速
 - 超强铝合金材料，独特设计型材结构
 - 穿透式涨牙翻铆铆接工艺
 - 强化超大铝合金整体压铸控制器
 - 顶部尼龙材质工业滑轮
 - 可选配金属橡胶防滑活动脚 或者 后部支撑架构
- XINGON patent products
 - Smooth operating pulley with polypropylene rope
 - Extra thick all-rustproof aluminum construction
 - Heavy duty extruded rung locks are spring loaded to operate smoothly
 - Topper wheels help to extension smoothly
 - Accessories: adjustable foot, heavy duty supporter



可定制斜撑

型号 Model No.	踏板数 Total steps	闭合高度(cm/ft) Close height	2联伸展高度(cm/ft) Extend height (two sections)	3联伸展高度(cm/ft) Extend height (three sections)	包装尺寸(cm/pc) Carton size	装箱量(PCS) Loading Qty
SM-119S3 x 9	9+9+9	268 / 8.79'	469 / 15.38'	642 / 21.06'	269*53*21	104 / 240
SM-119S3 x 10	10+10+10	296 / 9.71'	525 / 17.22'	726 / 23.81'	297*53*21	104 / 240
SM-119S3 x 11	11+11+11	324 / 10.62'	581 / 19.06'	810 / 26.57'	325*53*21	52 / 180
SM-119S3 x 12	12+12+12	352 / 11.54'	637 / 20.89'	894 / 29.33'	353*53*21	52 / 180
SM-119S3 x 13	13+13+13	380 / 12.46'	693 / 22.73'	978 / 32.08'	381*53*21	52 / 180
SM-119S3 x 14	14+14+14	408 / 13.38'	749 / 24.57'	1062 / 34.84'	409*53*21	52 / 120
SM-119S3 x 15	15+15+15	436 / 14.3'	805 / 26.41'	1146 / 37.59'	437*53*21	52 / 120
SM-119S3 x 16	16+16+16	464 / 15.22'	833 / 27.32'	1174 / 38.51'	465*53*21	52 / 120
SM-119S3 x 17	17+17+17	492 / 16.14'	889 / 29.16'	1258 / 41.27'	493*53*21	52 / 120
SM-119S3 x 18	18+18+18	520 / 17.06'	945 / 31'	1342 / 44.02'	521*53*21	52 / 120
SM-119S3 x 19	19+19+19	548 / 17.97'	1001 / 32.84'	1426 / 46.78'	549*53*21	52 / 120
SM-119S3 x 20	20+20+20	576 / 18.89'	1057 / 34.67'	1510 / 49.54'	577*53*21	52 / 120
SM-119S3 x 21	21+21+21	604 / 19.81'	1113 / 36.51'	1594 / 52.29'	605*53*21	0 / 60



选配/Accessories

选配/Accessories

SM-117A | SM-117D

Aluminum extension ladder(2sections)

SM-119S

Multi-function folded trolley



SM-117A2X7

SM-117D2X10

产品特点 PRODUCT FEATURES

- 高强度铝合金材质
- 穿透式涨牙翻铆铆接工艺
- 加强硬度铝合金防滑踏板
- 高强度铝合金压铸自动锁扣
- 可任意调整角度 金属橡胶防滑活动脚
- 可选购“D”型踏板，“口”型踏板
- Extra thick all-rustproof aluminum construction
- High strength swaged connection step
- Aluminum anti-slip step
- Heavy duty extruded rung locks are spring loaded to operate smoothly
- Adjustable slip-resistant foot
- D-shape and square step is available



选配/Accessories



SM-131A

SM-131C



产品特点 PRODUCT FEATURES

- 伸缩便捷, 轻巧
- 尼龙材质件
- 橡胶轮防滑, 省力减震作用, 滑轮内部设计滚珠系统
- 高度可调节
- 整体式压铸工艺铝合金底盘
- 配备弹力绳
- Easy carry, light weight design
- Nylon wrapping
- Unique Shockproof wheel
- Adjustable handgrip
- Extra aluminum fold flat
- Accessories: rope



XB-1338

型号 Model No.	延伸高度(cm/ft) Extension height	重量(Kg) Weight	包装尺寸(cm/pc) Carton size	装箱量(PCS) Loading Qty
SM-131	64-90-100/2.09-2.95-3.28'	3.3	64x40.5x6.5	20PG / 40HQ

型号 Model No.	踏板数 Total steps	闭合高度(cm/ft) Close height	两片伸高高度(cm/ft) Extension height (two sections)	重量(Kg) Weight	包装尺寸(cm/pc) Carton size	装箱量(PCS) Loading Qty
SM-117A/D 2x8	8+8	229 / 7.51'	367 / 12.04'	10.1	230 x 41 x 10	287 / 676
SM-117A/D 2x9	9+9	257 / 8.43'	423 / 13.87'	10.8	258 x 41 x 10	256 / 602
SM-117A/D 2x10	10+10	285 / 9.35'	479 / 15.71'	11.8	286 x 41 x 10	231 / 543
SM-117A/D 2x12	12+12	341 / 11.18'	591 / 19.38'	13.5	342 x 41 x 10	193 / 454
SM-117A/D 2x13	13+13	369 / 12.1'	647 / 21.22'	14.3	370 x 41 x 10	178 / 419



SM-121

Aluminum fishing stool



产品特点 PRODUCT FEATURES

- 独特设计理念, 高质量铝合金材料。
- PP塑料包边保护。
- 高强度自由旋转轴, 容易操作。
- 铆接牢固防滑梯脚
- Extra thick all-rustproof aluminum construction
- PP wrapping
- Easy folded
- Riveted slip-resistant foot



型号 Model No.	踏板数 Total steps	闭合高度(cm/ft) Close height	工作高度(cm/ft) Working height	重量(Kg) Weight	包装尺寸(cm/pc) Carton size	装箱量(PCS) Loading Qty
SM-121	1+1	31 / 1.01'	30 / 0.98'	1	38x35x30	3330/7555

SM-152E | ED Aluminum Shelf Ladder



SM-152E3

产品特点 PRODUCT FEATURES

- 采用高强度铝合金材质
- 人性化加宽防滑踏板
- 超大防滑平台设计: 400*500mm
- 梯脚采用加强铝合金外框, 内配防滑pp塑料脚垫
- 铆接应用: 高强度不锈钢钉-机械铆接
- 活动自如的安全防护链条

选配组件:

防滑板设计 (拆卸安装方便):
有效防止作业时, 脚滑倒或工具掉落
整体式扶手设计 (可拆卸):
在使用的时候攀爬更自如
内侧结构式连杆, 连体把手, 收合自如
后侧可移动搬运滑轮



- Extra thick aluminum construction
- Aluminum comfortable anti-slip step
- Extra anti-slip platform: 400*500mm
- PP slip-resistant foot with aluminum outer frame
- High strength riveted step
- Safety chain design

Accessories:


Removable toe-board for safety work
Removable all-aluminum handrail design
Insert link arm for firm support
Wheels for easy transfer



30cm
踏板宽度
Step width

150KG
最大承重
MAX. Load

型号 Model No.	踏板数 Total steps	平台尺寸 (cm) Platform Size	闭合高度 (cm/ft) Close height	平台高度 (cm/ft) Platform height	护栏高度 (cm/ft) Guarded height	包装尺寸 (cm/pc) Carton size	净重量 (KG) Loading Bq
SM-152E3/ED3	3	40 x 56	190 / 6.23'	90 / 2.95'	100 / 3.28'	190 x 56 x 15	175 / 426
SM-152E4/ED4	4	40 x 56	220 / 7.21'	120 / 3.93'	100 / 3.28'	220 x 59 x 15	143 / 349
SM-152E5/ED5	5	40 x 56	250 / 8.20'	150 / 4.92'	100 / 3.28'	250 x 62 x 15	120 / 292
SM-152E6/ED6	6	40 x 56	280 / 9.18'	180 / 5.9'	100 / 3.28'	280 x 65 x 15	102 / 249
SM-152E7/ED7	7	40 x 56	310 / 10.17'	210 / 6.88'	100 / 3.28'	310 x 68 x 15	88 / 215
SM-152E8/ED8	8	40 x 56	340 / 11.15'	240 / 7.87'	100 / 3.28'	340 x 71 x 15	77 / 187
SM-152E9/ED9	9	40 x 56	370 / 12.13'	270 / 8.85'	100 / 3.28'	370 x 74 x 15	68 / 165



选配/Accessories



Fiberglass Ladders

P27-P34

玻璃钢纤维产品

SM-152F | FD

Fiberglass shelf ladder



SM-152FD4

产品特点 PRODUCT FEATURES

- 主体结构采用玻璃钢纤维绝缘材质
安全, 耐腐蚀, 抗老化
- 支持选购不同颜色: 蓝, 红, 黄, 橙, 黑
- 人性化加宽防滑踏板
- 超大防滑平台设计: 400*500mm
- 梯脚采用加强铝合金外框, 内配防滑pp塑料脚垫
- 铆接应用: 高强度不锈钢钉-机械铆接
- 活动自如的安全防护链条

选配组件:

- 防踏板设计 (拆卸安装方便):
有效防止作业时, 脚滑倒或工具掉落
- 整体式扶手设计 (可拆卸):
在使用的时候攀爬更自如
- 内侧结构式连杆, 连体把手, 收合自如
- 后侧可移动搬运滑轮



- Extra thick fiberglass construction
- Excellent impact/corrosion/abrasion resistance
- Blue, red, yellow, orange, black are available
- Aluminum comfortable anti-slip step
- Extra anti-slip platform: 400*500mm
- PP slip-resistant foot with aluminum outer frame
- High strength riveted step
- Safety chain design

Accessories:

- Removable toe-board for safety work
- Removable all-aluminum handrail design
- Insert link arm for firm support
- Wheels for easy transfer



30cm
踏板间距
Step space

150KG
最大承重
MAX.

型号 Model No.	踏板数 Total steps	平台尺寸 (cm) Platform Size	踏板高度 (cm/ft) Step height	平台高度 (cm/ft) Platform height	重量 (kg) Weight	包装尺寸 (cm/pc) Carton size	装箱量 (PCS) Loading Qty
SM-152F3 FD3	3	40x56	190 / 6.23'	90 / 2.95'	17.5	190 x 56 x 15	175 / 426
SM-152F4 FD4	4	40x56	220 / 7.21'	120 / 3.93'	20.5	220 x 59 x 15	143 / 349
SM-152F5 FD5	5	40x56	250 / 8.20'	150 / 4.92'	22.5	250 x 62 x 15	120 / 292
SM-152F6 FD6	6	40x56	280 / 9.18'	180 / 5.9'	23.5	280 x 65 x 15	102 / 249
SM-152F7 FD7	7	40x56	310 / 10.17'	210 / 6.88'	25.5	310 x 68 x 15	88 / 215
SM-152F8 FD8	8	40x56	340 / 11.15'	240 / 7.87'	27.5	340 x 71 x 15	77 / 187
SM-152F9 FD9	9	40x56	370 / 12.13'	270 / 8.85'	28.5	370 x 74 x 15	68 / 165



选配/Accessories

选配/Accessories

选配/Accessories

SM-137F

Fiberglass shelf ladder



SM-137F5

中色铝梯

产品特点 PRODUCT FEATURES

- 主体结构采用玻璃钢纤维绝缘材质
安全, 耐腐蚀, 抗老化
- 支持选购不同颜色: 蓝, 红, 黄, 橙, 黑
- 人性化加宽防滑踏板
- 超大防滑平台设计: 250*290mm
- 工具托盘: 超强韧性尼龙材料
- 梯脚采用加强铝合金外框, 内配防滑pp塑料脚垫
- 铆接应用: 高强度不锈钢钉-机械铆接



- Extra thick fiberglass construction
- Excellent impact/corrosion/abrasion resistance
- Blue, red, yellow, orange, black are available
- Aluminum comfortable anti-slip step
- Extra anti-slip platform: 250*290mm
- Convenient tray for holding tools
- PP slip-resistant foot with aluminum outer frame
- High strength riveted step



选配/Accessories




SM

30cm
踏板间距
Step space

150KG
最大承重
MAX.

型号 Model No.	踏板数 Total steps	平台尺寸 (cm) Platform Size	踏板高度 (cm/ft) Step height	平台高度 (cm/ft) Platform height	重量 (kg) Weight	包装尺寸 (cm/pc) Carton size	装箱量 (PCS) Loading Qty
SM-137F4	4	25x29	180 / 5.9'	120 / 3.93'	9.2	185 x 57 x 15	177 / 429
SM-137F5	5	25x29	210 / 6.88'	150 / 4.92'	10.2	215 x 62 x 15	140 / 340
SM-137F6	6	25x29	240 / 7.87'	180 / 5.9'	11.7	245 x 67 x 15	113 / 276
SM-137F7	7	25x29	270 / 8.85'	210 / 6.88'	13	275 x 71 x 15	95 / 232
SM-137F8	8	25x29	300 / 9.84'	240 / 7.87'	14.5	305 x 75 x 15	81 / 198
SM-137F9	9	25x29	330 / 10.82'	270 / 8.85'	16.5	335 x 79 x 15	70 / 171



SM-107B

Fiberglass single side ladder



SM-107B7



选配/Accessories

产品特点 PRODUCT FEATURES

- 主体结构采用玻璃钢纤维绝缘材质
安全，耐腐蚀，抗老化
 - 支持选购不同颜色：蓝，红，黄，橙，黑
 - 人性化加宽防滑踏板
 - 工具托盘：超强韧性尼龙材料
 - 梯脚采用加强铝合金外框，内配防滑pp塑料脚垫
 - 铆接应用：高强度不锈钢钉-机械铆接
- Extra thick fiberglass construction
 - Excellent impact/corrosion/abrasion resistance
 - Blue, red, yellow, orange, black are available
 - Aluminum comfortable anti-slip step
 - Convenient tray for holding tools
 - PP slip-resistant foot with aluminum outer frame
 - High strength riveted step



30cm 踏板间距 Step space		150KG 最大承重 MAX.				
型号 Model No.	踏板数 Total steps	工作高度 (cm/ft) Working height	闭合高度 (cm/ft) Close height	重量 (KG) Weight	包装尺寸 (cm/pc) Carton size	装箱量 (PCS) Loading Qty
SM-107B5	5	140 / 4.59'	150 / 4.92'	7.7	155 x 52 x 15	320 / 754
SM-107B6	6	170 / 5.57'	180 / 5.90'	8.9	185 x 57 x 15	252 / 594
SM-107B7	7	200 / 6.56'	210 / 6.88'	10.4	215 x 62 x 15	205 / 483
SM-107B8	8	230 / 7.54'	240 / 7.87'	12	245 x 67 x 15	170 / 401
SM-107B9	9	260 / 8.53'	270 / 8.85'	13.5	275 x 71 x 15	146 / 343
SM-107B10	10	290 / 9.51'	300 / 9.84'	14.9	305 x 75 x 15	126 / 298
SM-107B12	12	350 / 11.48'	360 / 11.81'	18.3	365 x 83 x 15	95 / 223



选配/Accessories

SM-107A | SM-107T

Fiberglass double side ladder



SM-107A5

SM-107T6

产品特点 PRODUCT FEATURES

- 主体结构采用玻璃钢纤维绝缘材质
安全，耐腐蚀，抗老化
 - 支持选购不同颜色：蓝，红，黄，橙，黑
 - 人性化加宽防滑踏板
 - 工具托盘：超强韧性尼龙材料
 - 2种铝合金顶板设计
 - 梯脚采用加强铝合金外框，内配防滑pp塑料脚垫
 - 铆接应用：高强度不锈钢钉-机械铆接
- Extra thick fiberglass construction
 - Excellent impact/corrosion/abrasion resistance
 - Blue, red, yellow, orange, black are available
 - Aluminum comfortable anti-slip step
 - Convenient tray for holding tools
 - 2 types aluminum topper design
 - PP slip-resistant foot with aluminum outer frame
 - High strength riveted step



30cm 踏板间距 Step space		150KG 最大承重 MAX.					
型号 Model No.	踏板数 Total steps	工作高度 (cm/ft) Working height	闭合高度 (cm/ft) Close height	SM	重量 (KG) Weight	包装尺寸 (cm/pc) Carton size	装箱量 (PCS) Loading Qty
SM-107A5 / T5	5+5	140 / 4.59'	150 / 4.92'	SM	9.8	155 x 49 x 23	213 / 502
SM-107A6 / T6	6+6	170 / 5.57'	180 / 5.90'	SM	11.5	185 x 52 x 23	165 / 399
SM-107A7 / T7	7+7	200 / 6.56'	210 / 6.88'	SM	13.5	215 x 56 x 23	132 / 324
SM-107A8 / T8	8+8	230 / 7.54'	240 / 7.87'	SM	15.5	245 x 60 x 23	109 / 276
SM-107A9 / T9	9+9	260 / 8.53'	270 / 8.85'	SM	17.4	275 x 63 x 23	91 / 224
SM-107A10 / T10	10+10	290 / 9.51'	300 / 9.84'	SM	19.3	305 x 66 x 23	78 / 184
SM-107A11 / T11	11+11	320 / 10.49'	330 / 10.82'	SM	21.6	335 x 70 x 23	68 / 160
SM-107A12 / T12	12+12	350 / 11.48'	360 / 11.81'	SM	24.5	365 x 74 x 23	59 / 146
SM-107A14 / T13	14+14	410 / 13.45'	420 / 13.77'	SM	27.5	425 x 81 x 23	47 / 111
SM-107A16 / T14	16+16	465 / 15.25'	480 / 15.74'	SM	32	485 x 88 x 23	38 / 91



选配/Accessories

顶A

顶B

选配/Accessories

SM-127D2

Fiberglass extension ladder



SM-127D2X12

产品特点 PRODUCT FEATURES


- 主体结构采用玻璃钢纤维绝缘材质
安全, 耐腐蚀, 抗老化
- 加强硬度铝合金防滑踏板
- 采用机械高强度穿透式旋压铆接
- 高强度铝合金压铸自动锁扣
双锁扣保险设计, 安全稳固
- 顶部设计全铝滑轨
- 可任意调整角度 金属橡胶防滑活动脚
- 可加配挂墙钩和防滑带
- Extra thick fiberglass construction
Excellent impact/corrosion/abrasion resistance
- Aluminum anti-slip step
- High strength swaged connection step
Heavy Duty extruded rung locks are spring loaded to operate smoothly
- All-aluminum shield bracket
- Adjustable slip-resistant foot
- Accessories: hook and belt



30cm
踏板间距
Step space

150KG
最大承重
MAX.


型号 Model No.	踏板数 Total steps	闭合高度(cm/ft) Clear height	2联伸高高度(cm/ft) Extension height (two sections)	重量(KG) Weight	包装尺寸(cm/pc) Carton size	装箱量(PCS) Loading Qty
SM-127D2×8	8+8	265 / 8.69'	410 / 13.45'	15.5	265 x 44 x 15	150 / 380
SM-127D2×10	10+10	325 / 10.66'	530 / 17.38'	19.5	325 x 44 x 15	75 / 285
SM-127D2×12	12+12	385 / 12.63'	650 / 21.32'	22.5	385 x 44 x 15	75 / 285
SM-127D2×14	14+14	445 / 14.59'	770 / 25.26'	24.5	445 x 44 x 15	75 / 190
SM-127D2×16	16+16	505 / 16.56'	890 / 29.19'	31.4	505 x 44 x 15	75 / 190
SM-127D2×18	18+18	565 / 18.53'	1010 / 33.13'	39.5	574 x 44 x 15	75 / 190
SM-127D2×20	20+20	625 / 20.50'	1130 / 37.07'	43.5	625 x 44 x 15	0 / 95
SM-127D2×21	21+21	655 / 31.48'	1190 / 39.04'	45.5	655 x 44 x 15	0 / 96



选配/Accessories

SM-127D

Fiberglass single side ladder



中色铝梯
选配/Accessories

产品特点 PRODUCT FEATURES

- 主体结构采用玻璃钢纤维绝缘材质
安全, 耐腐蚀, 抗老化
- 加强硬度铝合金防滑踏板
- 穿透式涨牙翻铆铆接工艺
- 可加配挂墙钩和防滑带
- Extra thick fiberglass construction
Excellent impact/corrosion/abrasion resistance
- Aluminum anti-slip step
- High strength swaged connection step
- Accessories: hook and belt



型号 Model No.	踏板数 Total steps	闭合高度(cm/ft) Clear height	宽度(cm) Width	重量(KG) Weight	包装尺寸(cm/pc) Carton size	装箱量(PCS) Loading Qty
SM-127D8	8	260 / 8.53'	44	7.3	260 x 45 x 9	402 / 911
SM-127D9	9	290 / 9.51'	44	8.1	290 x 45 x 9	360 / 817
SM-127D10	10	320 / 10.49'	44	8.8	320 x 45 x 9	326 / 740
SM-127D12	12	380 / 12.46'	44	10.5	380 x 45 x 9	275 / 623
SM-127D14	14	440 / 14.43'	44	12	440 x 45 x 9	237 / 538
SM-127D16	16	500 / 16.40'	44	13.5	500 x 45 x 9	209 / 473
SM-127D18	18	560 / 18.37'	44	15.2	560 x 45 x 9	186 / 423
SM-127D20	20	620 / 20.34'	44	16.8	620 x 45 x 9	0 / 382

SM-158F

Fiberglass single side ladder with handrail



型号 Model No.	踏板数 Total steps	闭合高度(cm/ft) Clear height	扶手规格(cm) Railings size	宽度(cm) Width	包装尺寸(cm/pc) Carton size	装箱量(PCS) Loading Qty
SM-158F8	8	260 / 8.53'	140 x 20	43	260 x 45 x 12	210 / 480
SM-158F9	9	290 / 9.51'	170 x 20	43	290 x 45 x 12	190 / 430
SM-158F10	10	320 / 10.49'	200 x 20	43	320 x 45 x 12	173 / 393
SM-158F12	12	380 / 12.46'	260 x 20	43	380 x 45 x 12	146 / 331
SM-158F14	14	440 / 14.43'	320 x 20	43	440 x 45 x 12	126 / 286

SM-163A|167F

Fiberglass multipurpose ladder



SM-163F



SM-167F

产品特点 PRODUCT FEATURES

- 主体结构采用玻璃钢纤维绝缘材质 安全, 耐腐蚀, 抗老化
- 多功能变换作业, 适合各种工作状态
- 大关节 扳手套胶, 开关在外, 易于操作 关节内滑块设计互锁互套强度牢固
- 大横脚 横脚型材加大加长加粗, 强壮刚性 胶脚采用 PP和TPO2种材质, 强度与防滑共存
- 穿透式涨牙翻铆铆接工艺



- Extra thick fiberglass construction Excellent impact/corrosion/abrasion resistance
- Adjustable hinge design for multi-use
- Bigger hinge Easy visual check on hinge Robust steel hinge
- Bigger base bar Extra base bar for firm support PP+TPO slip-resistant foot
- Swaged connection



型号 Model No.	踏板数 Total steps	伸展高度 (cm/ft) Extension height	A字高度 (cm/ft) A height	平台高度 (cm/ft) Scaffolding height	包装尺寸 (cm/pc) Carton size	载重量 (KG) MAX.
						28cm 踏板间距 Step space
SM-163F4 x 3	12	346 / 11.35'	170 / 5.57'	94 / 3.08'	36×26×94	327 / 750
SM-163F4 x 4	16	458 / 15.0'	223 / 7.31'	119 / 3.9'	36×26×125	241 / 586
SM-115A4 x 5	20	570 / 18.7'	278 / 9.12'	145 / 4.75'	36×26×152	197 / 478

型号 Model No.	踏板数 Total steps	伸展高度 (cm/ft) Extension height	A字高度 (cm/ft) A height	踏板宽度 (cm/ft) Scaffolding width	包装尺寸 (cm/pc) Carton size	载重量 (KG) Load Qty
						200KG / 400LBS
SM-167F2×6	6+6	350 / 11.48'	172 / 5.64'	69 / 2.26'	180×35×13	393 / 926
SM-167F2×7	7+7	406 / 13.32'	198 / 6.49'	69 / 2.26'	208×35×13	340 / 802
SM-167F2×8	8+8	462 / 15.15'	224 / 7.34'	69 / 2.26'	236×35×13	300 / 707
SM-167F2×9	9+9	518 / 16.99'	250 / 8.2'	69 / 2.26'	264×35×13	268 / 632
SM-167F2×10	10+10	574 / 18.83'	276 / 9.05'	69 / 2.26'	292×35×13	242 / 571

玻璃钢绝缘梯定制产品

Customized fiberglass ladders



SM-107D
国标玻璃钢人字梯

中色铝梯



SM-164A
国标玻璃钢单面梯



SM-164D
铁道下轨梯



SM-162D人字伸缩-国标款



SM-166D



SM-165D逃生绳梯



P36-P41

Customerized products

铝合金定制产品

SM-111D
Cat ladder/Cage ladder

铝合金定制款式



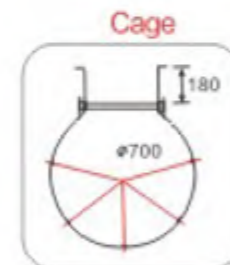
中色铝梯



Bracket L



Bracket A



Cage



Bracket B



Bracket C





SM-151D 货架梯



SM-151E 港版货架梯




SM-152D 可收移动货架梯



SM-152E 可收货架梯



SM-152G



SM-153D 铝合金升降平台



SM-158G



SM-158E 单梯+扶手



SM-158EA




SM-158S 可折叠小型货架



SM-158P 大型货架桥

铝合金定制款式
Customized Aluminum Products



铝合金定制款式
Customized Aluminum Products



定制产品 Customized Products



SM-182D



SM-186下货输送带



SM-188电动升降台



SM-186D货物输送梯

